



Gooseneck Stock Trailers

By WILSON TRAILER

It's not
an imitation
when
the brand is
Wilson Trailer



THE LIVESTOCK BRAND



**Wilson
TRAILER**

Since 1890... A Good Name to Have Behind You!™



"The Industry's Smoothest Trailer Interior"



Model PSGN-8124

- A full 81" interior wall-to-wall width
- Axles directly attached to the rub rail – eliminates the weight of the steel tandem sub frame.
- No inner fenders
- Easier to wash out and keep clean
- Available in lengths 16' to 24'
- Full swing rear door with choice of roll up or slide door.



It's not an imitation when the brand is Wilson Trailer




Weight Saving Aluminum Sub Frame

Eliminating a 500 pound steel tandem sub frame and attaching the axles directly to the rub rail allows the Stampede to have a very light weight and the market's smoothest interior. Aluminum sub frame also eliminates the painted steel components that are prone to lose paint and corrode.

With no interior fenders the trailer is much easier to wash out. With its full inside wall to inside wall measurement of 81 inches, the Stampede has ample room for even the largest livestock.



Straight-in loading, no interior fenders, and smooth interior walls means less stress. Inset Photo: Shows measurement from inside wall to inside wall – a full 81 inches.



Larger rub rail extrusion allows axles to be directly attached. Note: the door cutout allows for a low-step over the rub rail into the trailer. Inset Photo: Shows measurement of low-step to the trailer floor – only 2 inches.

Specifications

Models – PSGN-8116T, PSGN-8118T, PSGN-8120T, PSGN-8122T, and PSGN-8124T

Nose – Style (T) tapered front

Width – 81" inside – side to side

Coupler – 2-5/16"

GVWR – 16,000# (2) 7,000# e/z lube axles 102" wide only

Brakes – Electric

Wheels – 6.00 x 16 8-lug Silver Modular (std.)

Tires – 235/85R16 10 ply radial

Tire Carrier – Std.

Landing Gear – 12,000# drop leg

Side Patterns – Style C, D, J, N

Floor – .110 corrugated std., .110 flat w/6" x-Bars

Nose Gate – Style (D)

Crowd Gates – Style (K) Standard, Style (B), Style (C), 2 Gates available on 24' Models

Rear Doors – Style (A), Style (E)

Roof – Aluminum

Vent – (2) punched under the nose w/covers

Side Door – 33" opening on the driver's side

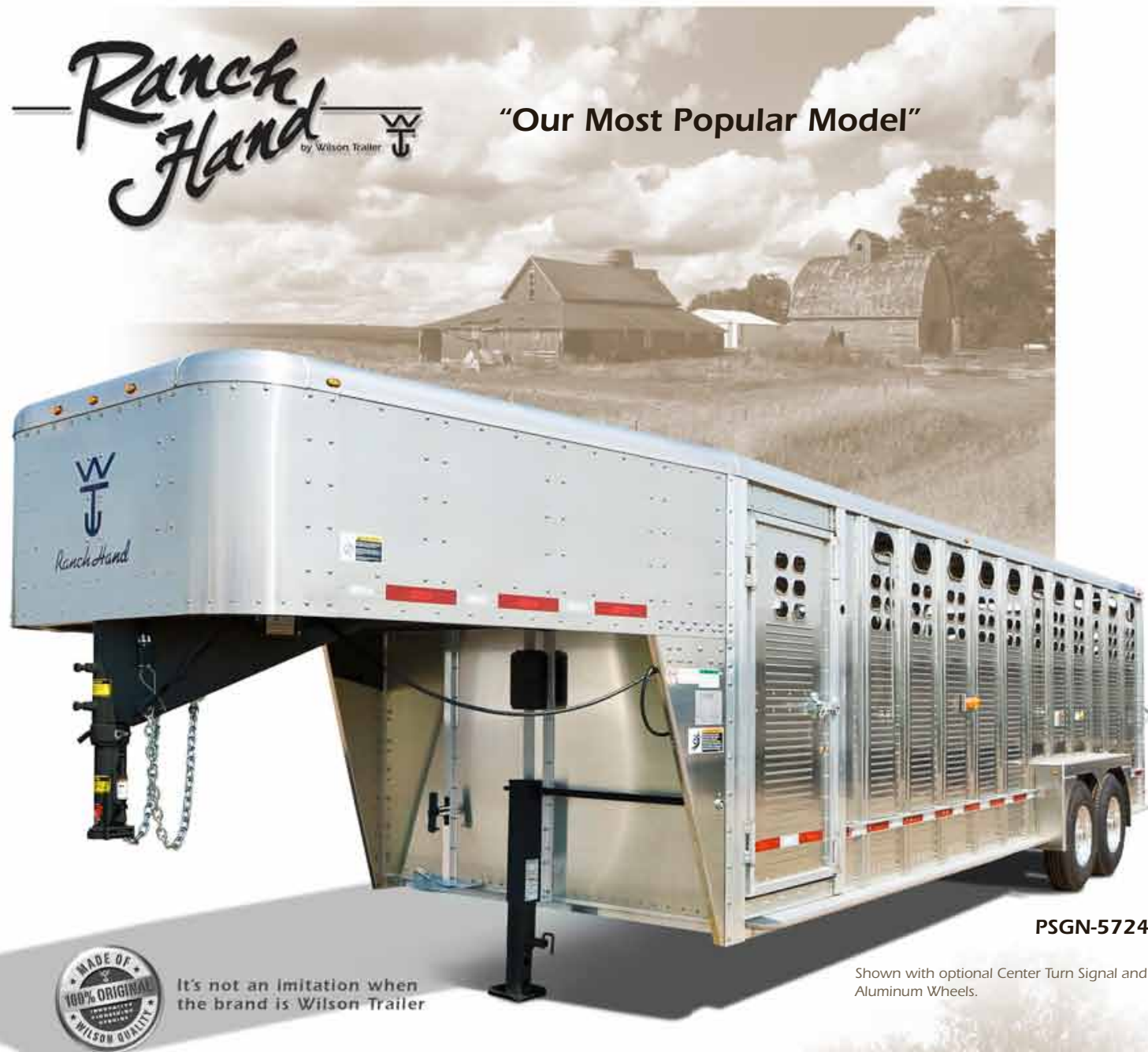
Access Door In Side Of Nose – 16" x 32" sealed

Lights – Meets or exceeds I.C.C. Standards

Refer to the Ranch Hand Model for Available Options.

THE LIVESTOCK BRAND





It's not an imitation when the brand is Wilson Trailer

"Our Most Popular Model"

PSGN-5724

Shown with optional Center Turn Signal and Aluminum Wheels.

ALUMINUM SUB FRAME

Not only is there a big weight savings, there are no painted steel sub frame components under the trailer to lose paint, cause rust or electrolysis...the enemy of aluminum trailers.



RUNNING BOARDS

Full-length running boards on both sides, ahead and after the fenders, allow plenty of standing room.



Heavy-Duty Construction

Wilson Goosenecks are made strong to endure the toughest of demands yet remain quieter & easier to pull for a longer period of time.



The 5700 Series Ranch Hand is a limited option model that has all the right essential features in an affordable package. It is available in 5 popular lengths with a limited but convenient list of optional equipment.



PSGN-5722



PSGN-5720



PSGN-5718



PSGN-5716

Specifications

Gross Vehicle Weight Rating – 16,000 lb. GVWR
Length – 16ft., 18 ft., 20 ft., 22 ft., and 24 ft. nominal, plus 7 ft. gooseneck.
Width – 7 ft. inside.
Height – 6'8" inside.
Coupler – 2-5/16" diameter ball-type with adjustable coupler height.
Front End – Tapered.
Sides – Choice of side patterns C, D, J, or N.
Roof – One-piece, stretched aluminum.
Rear End – Choice of Styles A or E.
Floor – .110" thick aluminum tread-plate with 4 longitudinal corrugations. Crossbars on 12" centers.
Landing Gear – 12,000 lb. drop leg with high-speed crank.
Brakes – Four-wheel; electric; 12" x 2" brake pads.
Brake Break-away Kit – Accidental disconnect safety feature.
Axles – Two 7,000 lb. rubber torsion; E-Z Lube hubs.
Wheels – (4) 6.00 x 16 8-lug, Silver Modular hub caps.
Tires – (4) 235/85R16 10-ply.
Spare Tire Carrier – Curb side, front drop.
Side Door – (1) with cam latch, located on driver's side.
Lights – Meets or exceeds I.C.C. standards.
Interior Lights
 (1) Interior light on 22 ft. models or shorter.
 (2) Interior lights on 24 ft. models or longer.
Crowd Gates – Style A (std.) with outside-release latch; punched pan.
Header – Extruded aluminum.
Rub Rail – Extruded aluminum with horizontal protective lip.
Finish – Steel painted silver; all aluminum left natural.

Options Available on 5700 Series "Ranch Hand"

Front

Sealed Access Door on the side or front.
 2 Punched Vents in front drop.

Sides

Bump Rail
 Tie Loops
 Tie Rail

Rear Ends

Style B – Solid rear.

Floor

.110" thick flat tread plate with crossbars on 6" centers.

Lighted Sign

Lettering included.

Interior Gates

Style A – Solid gate standard
 Style B – Inner swing
 Style C – Inner sliding
 Style K – Extra solid gate

Wheels

Alcoa Aluminum Wheels.

Lights

Extra tail lights.

Fender

Tread plate fender deflector.

THE LIVESTOCK BRAND





"Strong, Secure,
and Ready for the
Round-up"



PSSC-8424

Aluminum Stock Combo Trailer for the Rancher, the Showman, and the Rider.

With its convenient secure tack room, the "Roper" provides space to carry needed equipment when working cattle, show gear for competitions, or saddles for the trail.

Handy accessories can be added to finish the trailer out just the way you need it.

And because it is made of aluminum, the "Roper" is a wiser investment because of its lighter weight, lower maintenance costs, and higher resale value.

Shown with optional Driver's Side Tack Door, Driver's Side Additional Door, Side Pattern Style (N), Window in Nose, and Tie Loops.



Roper Optional Accessories



- 1) Kemlite Lining to Protect Sides
- 2) Tie Loops
- 3) Interior Tie Rail
- 4) 2-Way Pop-Up Roof Vent

Additional popular options not pictured:

- Hay rack with Side Ladder
- Extra Interior Lights.



Tack Room Options Slant or Straight Wall



Outfit the Tack Room with a variety of options:

- Saddle Racks for 3 or 4 Saddles
- Blanket Racks
- Halter Hooks
- Blanket Bar Removable
- Blanket Bar Mounted on the Tack Room Wall
- Clothes Rod in Nose
- Brush Bucket
- Crank Up Roof Vent
- Rear Tack

Available Configurations:

Length - 16' - 32'

Width - 84" interior (std.), 90" interior (optional), 93" interior (optional), 99" interior (optional),

Height - 7' interior (std.), 7'-6" interior (optional), 8' interior (optional)

Side Patterns - Style A, C, D, I, J, and N

Tack Room Wall - Straight or Slant

Crowd Gates - Style A, B, C, and additional K

Rear Door Options - Style A, B, E, and F

Floor - .110 Flat Floor / 6" Cross bar spacing (std.), .110" thick aluminum tread-plate with 4 longitudinal corrugations. Crossbars on 12" centers. (optional)



It's not an imitation when the brand is Wilson Trailer

THE LIVESTOCK BRAND





PSGN-9932

A Complete Custom "Built-to-Specifications" Aluminum Gooseneck Livestock Trailer.

The Foreman has all the same great standard Wilson features plus it utilizes the full compliment of available options, giving you the freedom to equip the trailer to your exact specification.

Foreman owners can configure their trailers to best haul cattle, hogs, or sheep from a variety of side hole patterns, rear ends, and divide gates. They also can add more hauling capacity by ordering the trailer with the double deck option.


Review the packages and available options on the following pages then talk to your authorized Wilson sales representative about how you can outfit your next Wilson trailer.

The Wilson name has long been the standard for legendary quality. With a heritage dating back to 1890, Wilson is the one continually setting the benchmark.



Foreman Optional Trailer Packages

4-Wheeler Side Door and Ramp



Take your 4-wheeler with you by adding this handy side door and loading ramp. The door is 50" wide and can be located on the driver's side or curb side of the trailer.



Show Circuit Package

24' long with a 90" interior, a full swing inner slide gate and a roller gate, double height tie rails inside and out, pop-up roof vents, rear load light, and aluminum wheels.



Model PSGN-9334 shown with Optional Cold Weather Panel Enclosure Kit, Sealed Access Door and Additional Side Door.

Specifications

- Gross Vehicle Weight Rating** – 16,000 lb., 20,000 lb., 25,000 lb. GVWR
- Length** – 16 ft. to 32 ft. in 2 ft. increments with corresponding increases in GVWR, plus 7 ft. gooseneck.
- Width** – 84", 90", 93", and 99" inside widths.
- Height** – 6'-0", 6'-8", 7'-0", and 7'-6" inside heights.
- Coupler** – 2-5/16" diameter ball-type with adjustable coupler height.
- Front End** – Radius, Tapered, or Beveled Fronts.
- Sides** – Choice of all available side patterns.
- Roof** – One-piece, stretched aluminum.
- Rear End** – Choice of Styles A through F.
- Floor** – .110" thick aluminum tread-plate with 4 longitudinal corrugations. Crossbars on 12" centers.
- Landing Gear** – 12,000 lb. drop leg with high-speed crank.
- Brakes** – Electric or Electric/Hyd.
- Brake Break-away Kit** – Accidental disconnect safety feature.
- Axles** – 7,000 lb., 8,000 lb., or 10,000 lb. rubber torsion.
- Wheels** – (4) 6.00 x 16 8-lug, or (4) 6.75 x 17.5 8-lug.
- Tires** – (4) 235/85R16 10-ply, 215/75R17.5 16-ply rated at 4,805 #s, or 245/85R17.5 16-ply Rated at 6,085 #s.
- Spare Tire Carrier** – Curb side, front drop.
- Side Door** – (1) with cam latch, located on driver's side.
- Lights** – Meets or exceeds I.C.C. standards.
 - (1) Interior light on 22 ft. models or shorter.
 - (2) Interior lights on 24 ft. models or longer.
 - (2) Interior lights on 22 ft. models and shorter with deck rail.
 - (4) Interior lights on 24 ft. models and longer with deck rail.
- Crowd Gates** – Choice of styles A through Q
- Nose Gates** – Choice of styles A through D
- Header** – Extruded aluminum.
- Rub Rail** – Extruded aluminum with horizontal protective lip.
- Finish** – Steel painted silver; all aluminum left natural.



It's not an imitation when the brand is Wilson Trailer.

THE LIVESTOCK BRAND



Additional Options

Wilson offers several customizing options allowing you the freedom to equip your trailer the way you want. Shown are some of the popular options that are available. Check with your authorized Wilson representative for more information.



Full Width Front Vents



Punched Vents Under Nose



Cold Weather Block-Out Plugs



Inside Tie Rail



Side Loading Ramp



Sealed Access Door



Cast Aluminum Tie Loops



Extra Interior Lights



Roof Vents



Electric/Hydraulic Brake



Center Turn Signal



Aluminum Wheels & Caps



Extruded Aluminum Post Side Construction with Cold Weather Panels



Panel Storage in Nose



Bump Rail



Model 9328 R – Heavy-Duty Cargo Trailer



Cargo Doors



Tapered Inner Fender



Tread Plate Fender Step/Deflector



Grab Handles



Deck Rail & Plank with Ramp



Running Board Fender Deflector



Hay Rack/Side Ladder



Deck Plank

Side Patterns

Choose from up to 44 available side patterns – See your Wilson Sales Representative



Style-C



Style-D



Style-J

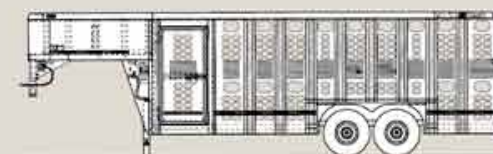


Style-N



Style-U

Style-A



Rear Ends

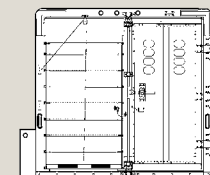
Each Rear End is custom-built to order and includes standard features most often requested by owners who are looking for ease of operation, extra strength, and dependable quality.



Style-A
Standard Full Swing



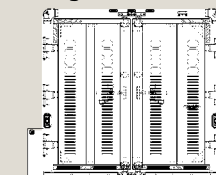
Style-E
Full Swing – L.H. Outside Slide



Style-C
L.H. Roll-up



Style-B
Full Swing – Solid Rear



Style-F
Freight Style Doors

Divide Gates



Style-A – Standard Full Swing



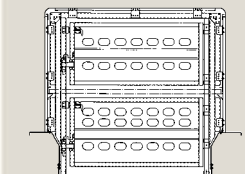
Style-B – Full Swing – L.H. Inner Swing



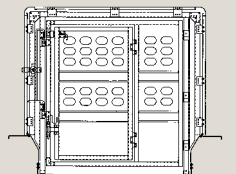
Style-C – Optional Gate with Inner Slide.



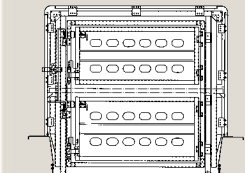
Style-H – Std. Gate on 26' or Longer Trailers



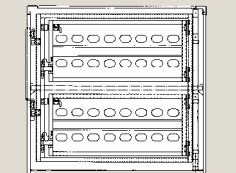
Style-J For Double Deck



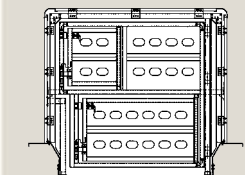
Style-I Full Frame with Inner Swing (For 26' and longer trailers)



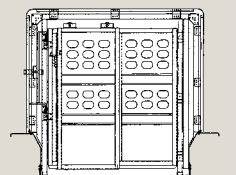
Style-P For Double Deck



Style-N For Double Deck



Style-R Full Swing with gate for Ramp on Double Deck



Style-Q For Double Deck



Style-O Roller Gate with Multiple Settings/Removable.

Many More Styles are Available



It's not an imitation when the brand is Wilson Trailer

THE LIVESTOCK BRAND





Wilson gooseneck aluminum livestock trailers are the industry's most original stock trailers. See below for more Wilson innovation and feel confident you are getting genuine Wilson quality – Not an imitation.

What Sets Us Apart From the Rest



- Wilson uses **Riveted Construction** to make their trailers more rugged for on or off road use. You will appreciate not wasting valuable down time and money repairing welds. Riveting also eliminates weakening the aluminum material with intense welding heat, thus making the trailer structurally stronger and longer lasting.

- Wilson's full-framed **Superior Gates** are heavy-duty and designed for reliable containment yet are easy to use.

- **Smooth Interior Walls** are easier to clean – Better Bio-security.

New! SLAM CATCH

The patent pending catch allows the rear door to be slammed closed. The spring-loaded catch grabs and safely holds the rear door, allowing the lock rod to be fully engaged



in order to secure the door the rest of the way shut. Safer and more secure for the operator and the livestock.

- **Enclosed Overhead Wiring** – Enclosed and protected from water, road dirt, gravel and animal waste.

- **Diamond Tread Floors** – Made of the hardest alloy and the highest diamond tread height available.

Wilson Aluminum Gooseneck Livestock Trailers are a Smart Buy – by Design.

NOTICE: All visual representations, dimensions, and specifications contained in this literature are based on the latest product information available at time of publication approval. The right is reserved to make changes in materials, equipment, design, specifications, and models; and to discontinue models.

The WTC, Stampede, Ranch Hand, Roper, and Foreman logos, and the phrase "Since 1890...A Good Name to Have Behind You!" are trademarks and registered trademarks of Wilson Trailer Company.

Since 1890...A Good Name to Have Behind You!™

Contact Your Authorized Wilson Dealer:



4400 S. Lewis Blvd. ▪ Sioux City, IA 51106
800-798-2002 ▪ Fax: 712-252-6510
www.wilsontrailer.com ▪ sales@wilsontrailer.com